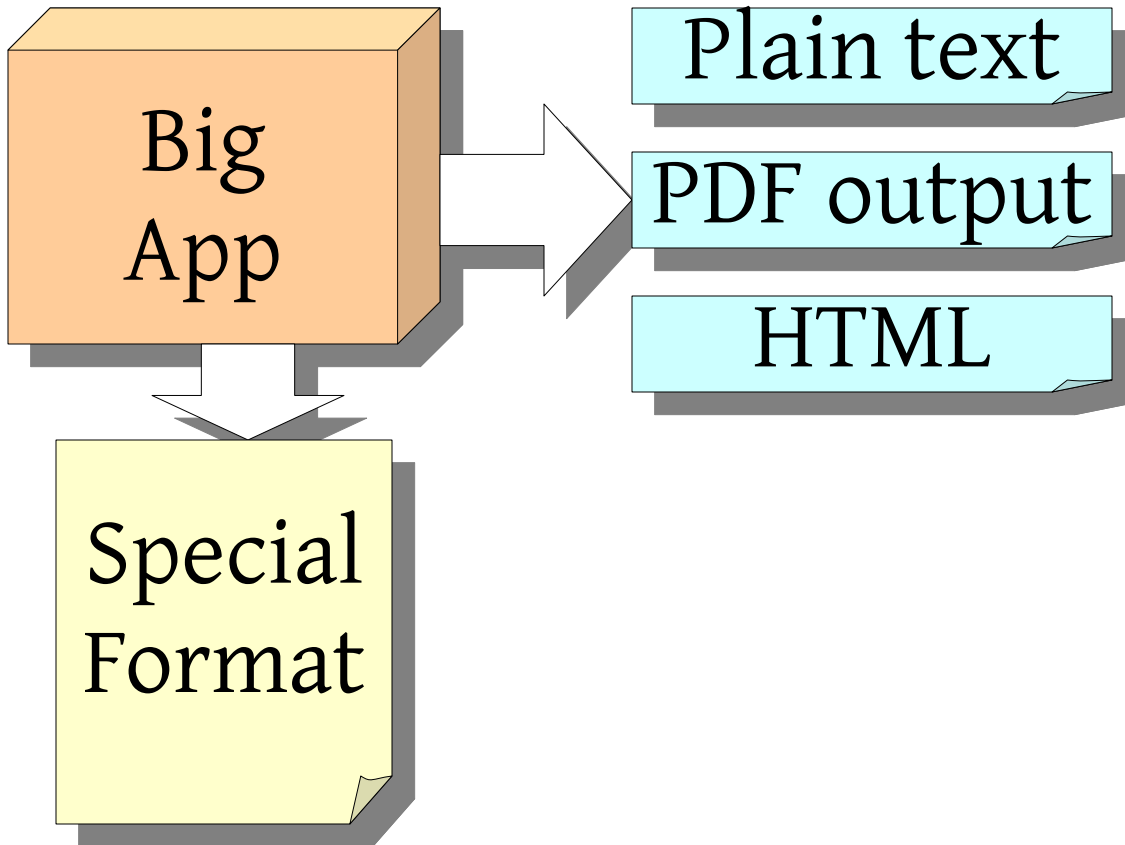


The Sphinx Documentation System

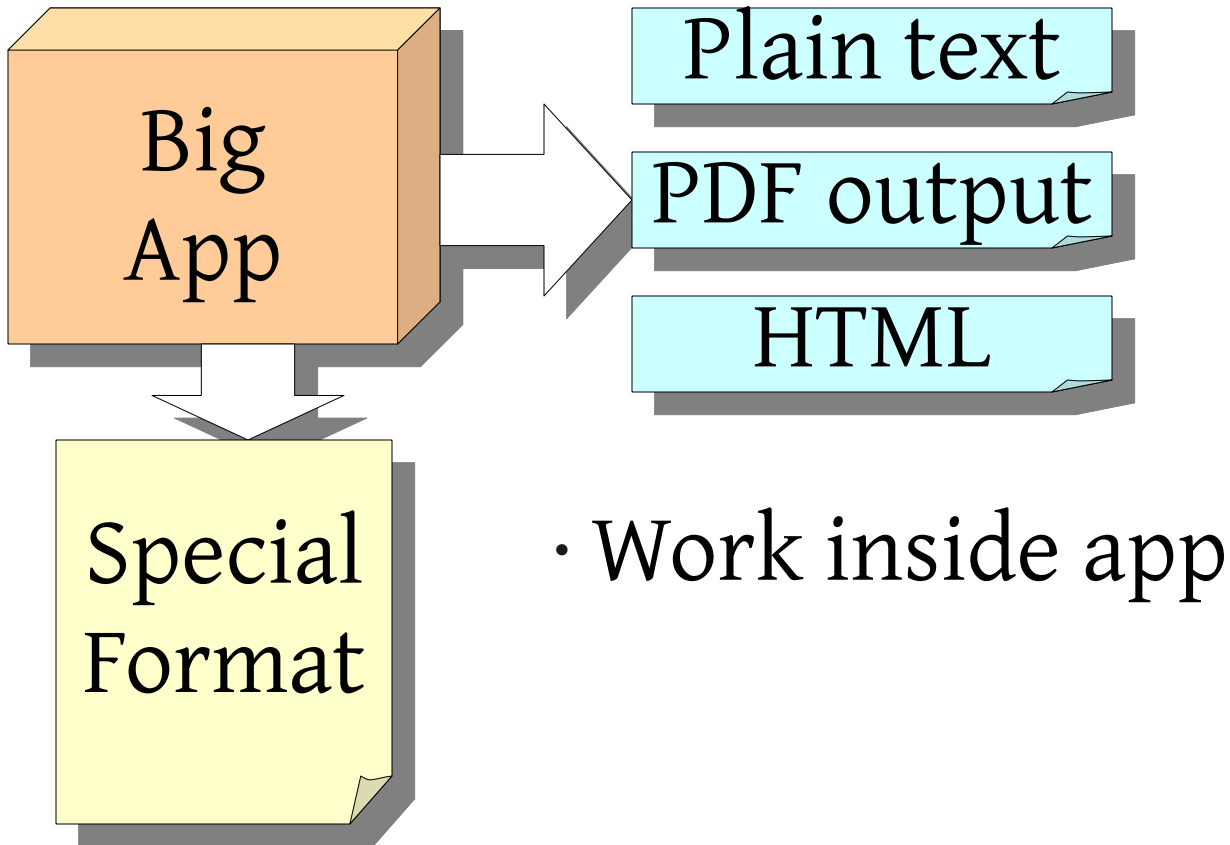
Brandon Rhodes
Python Atlanta, July 2009

Three application models

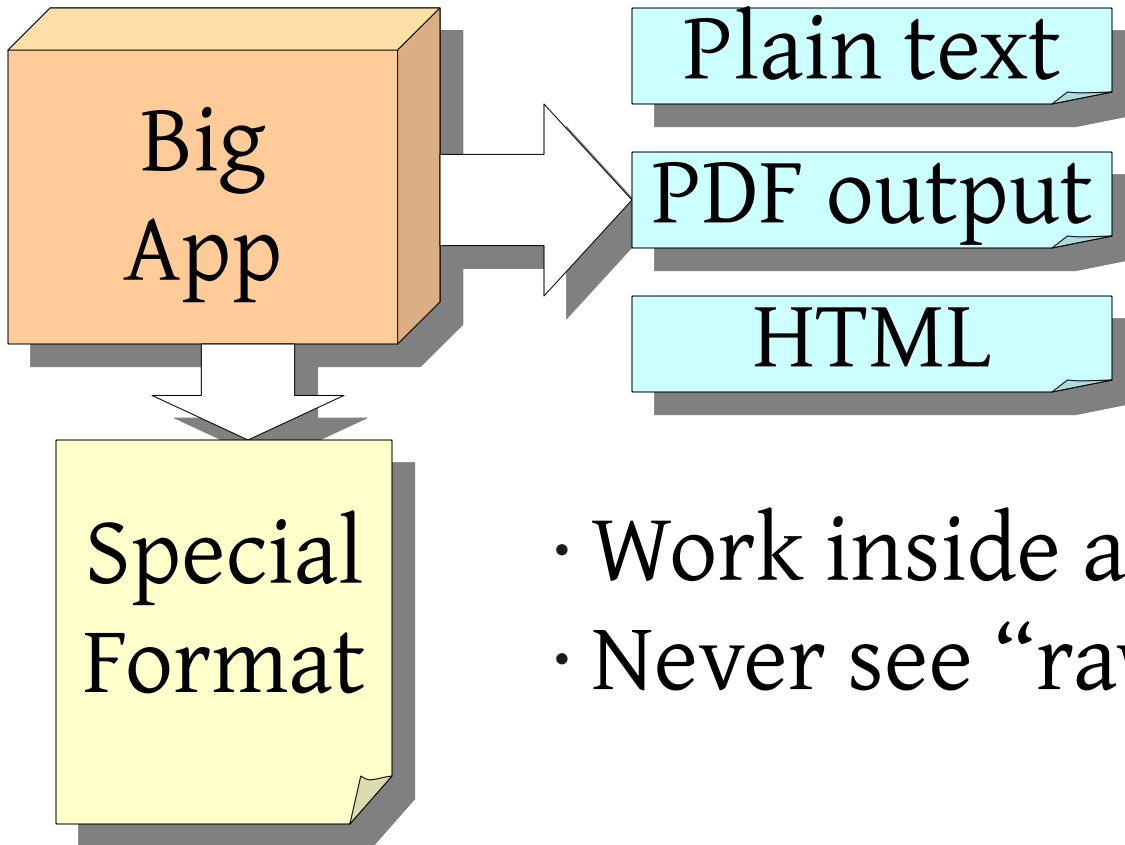
1. Monolithic



1. Monolithic

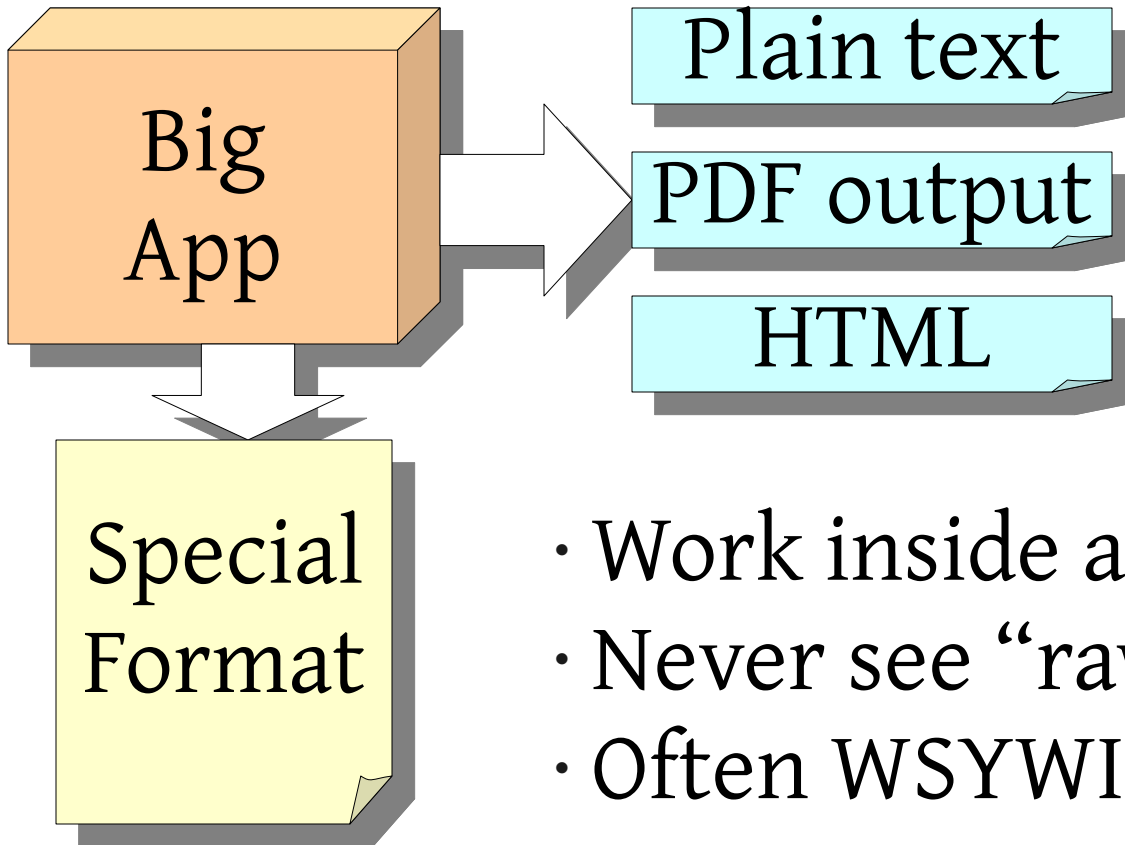


1. Monolithic



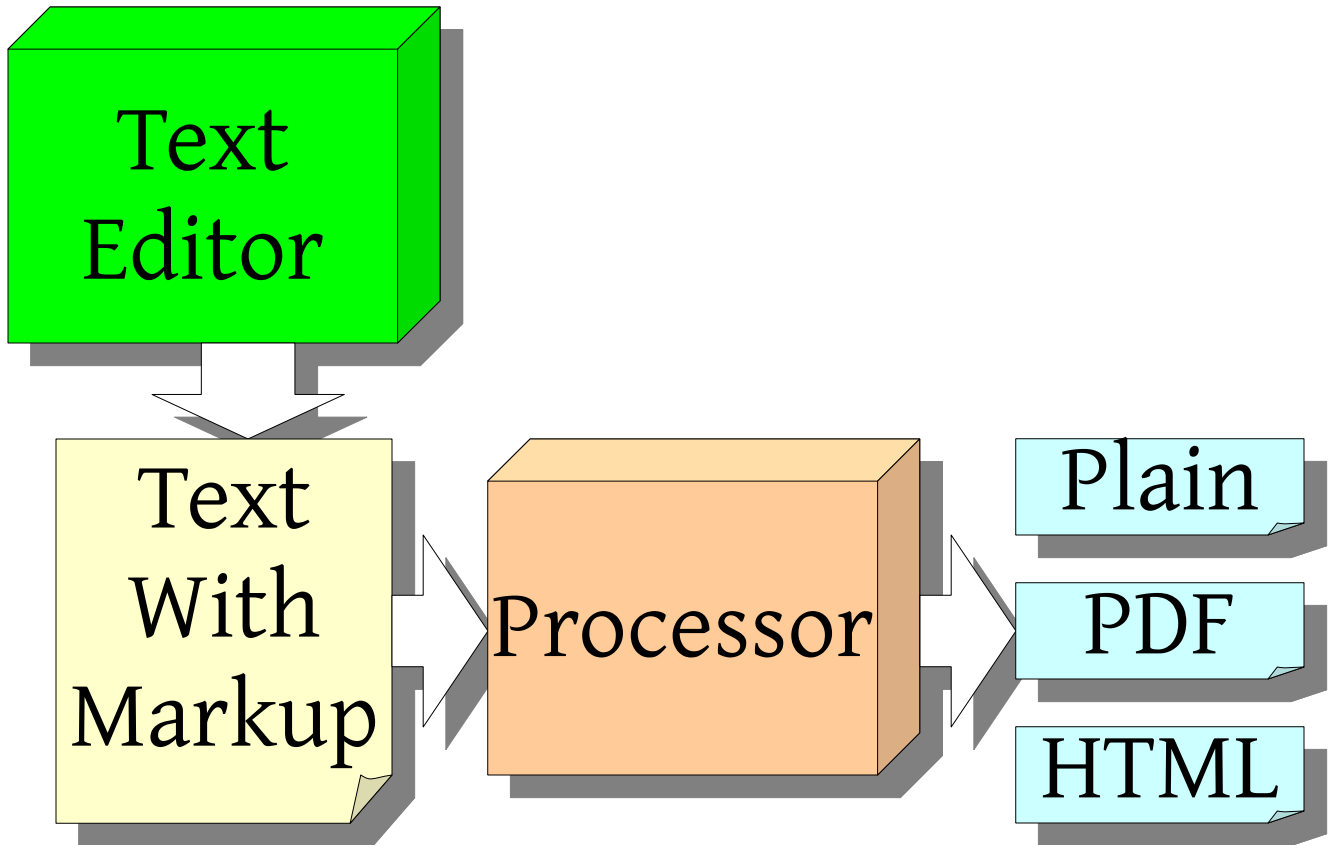
- Work inside app
- Never see “raw” file

1. Monolithic



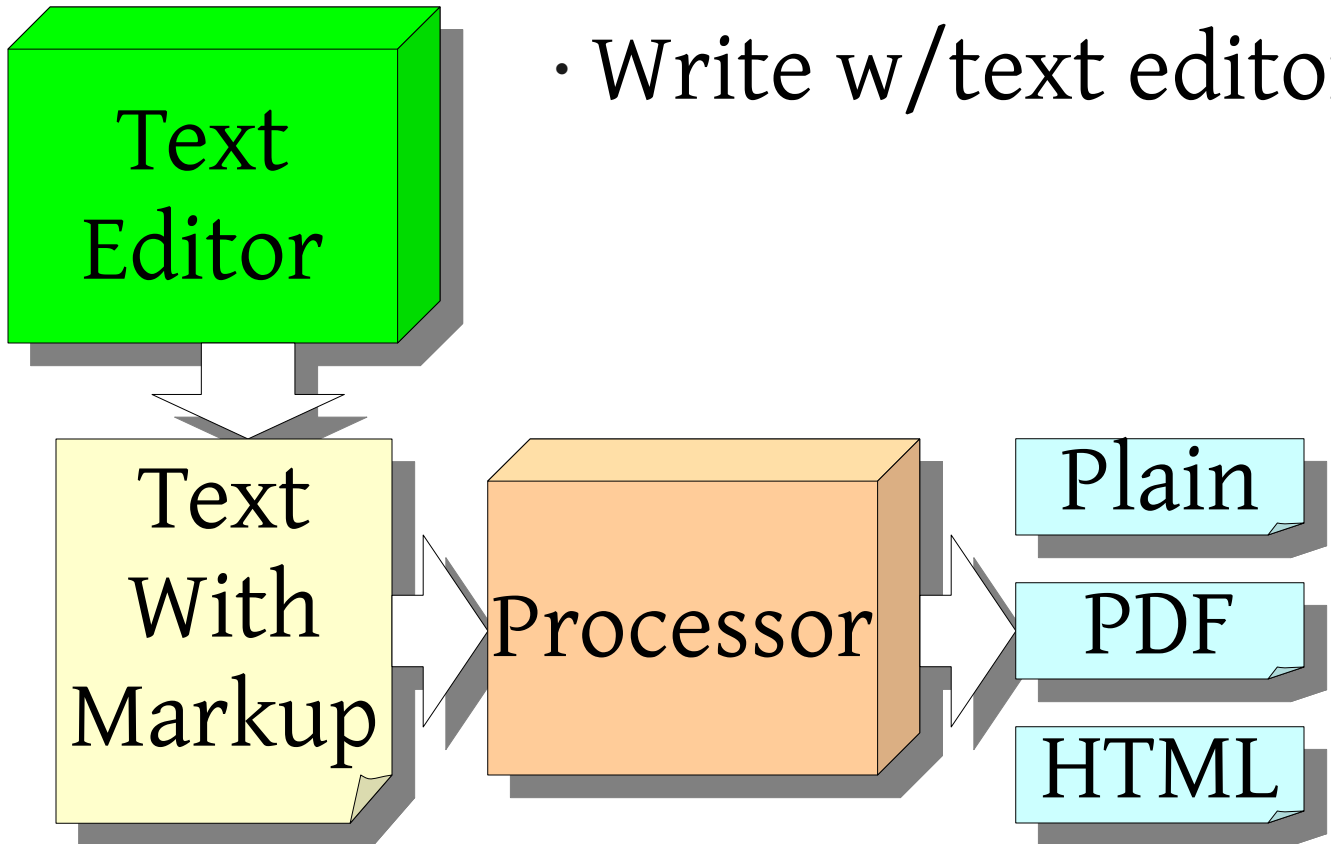
- Work inside app
- Never see “raw” file
- Often WSYWIG

2. File processor

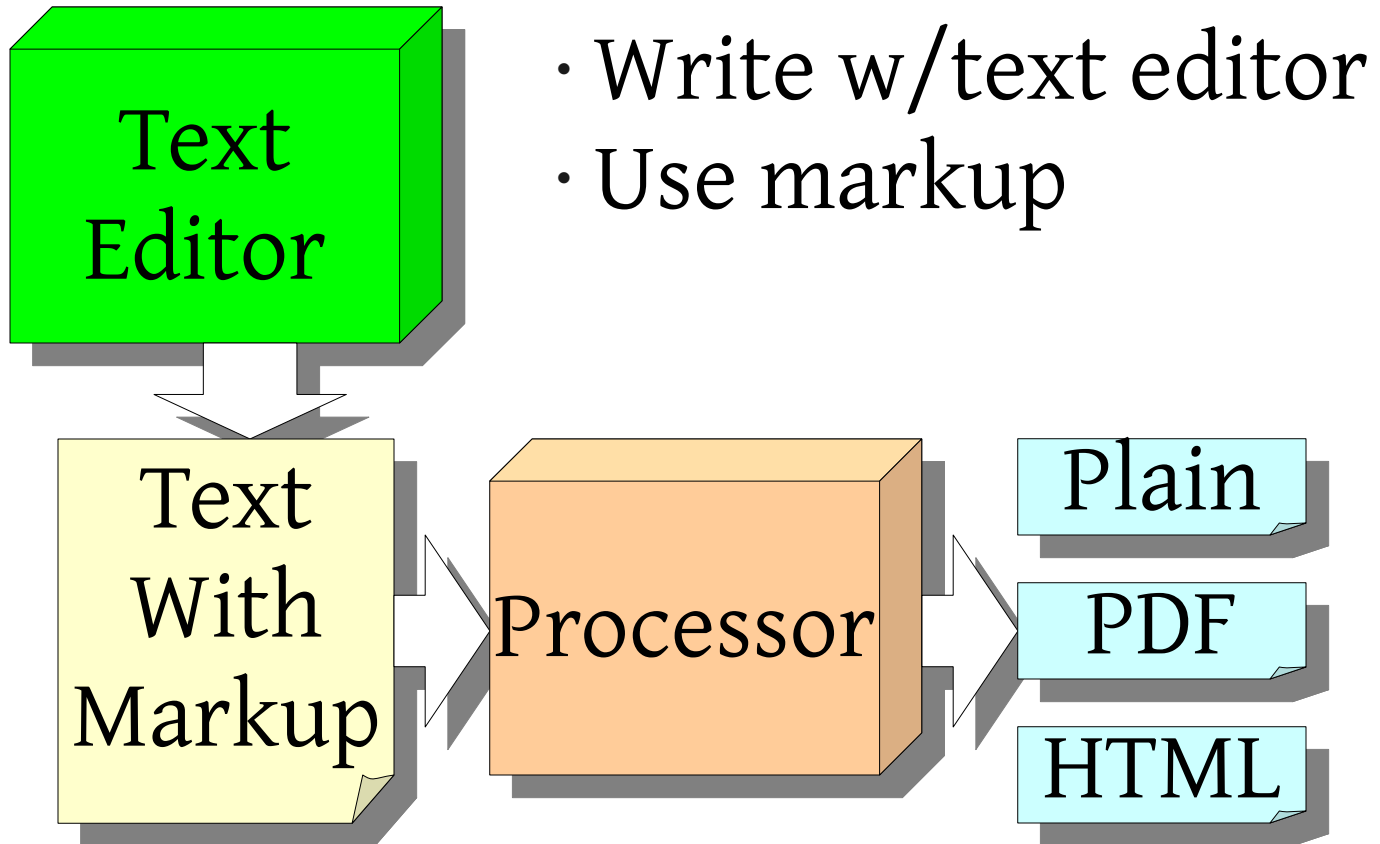


2. File processor

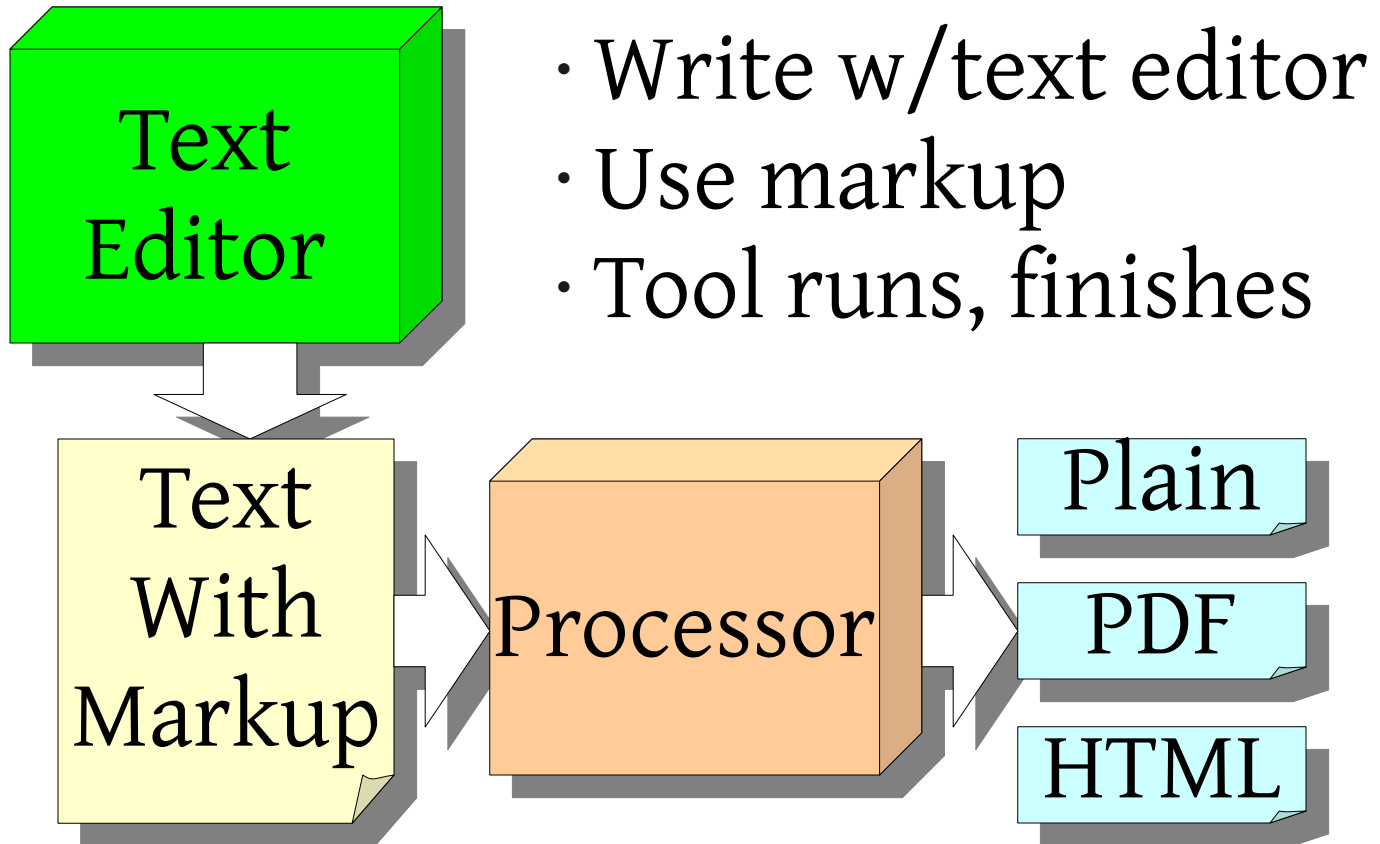
- Write w/text editor



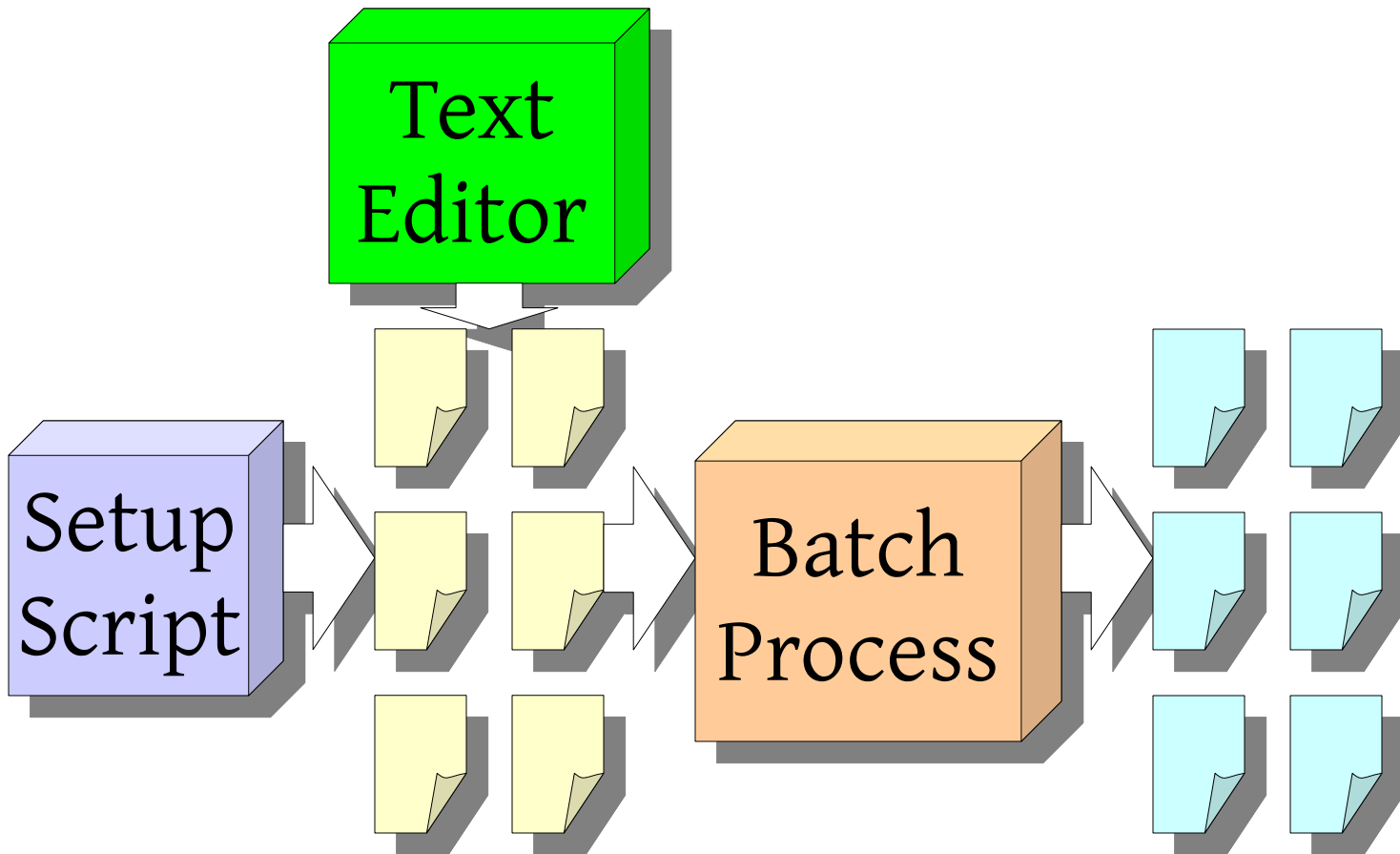
2. File processor



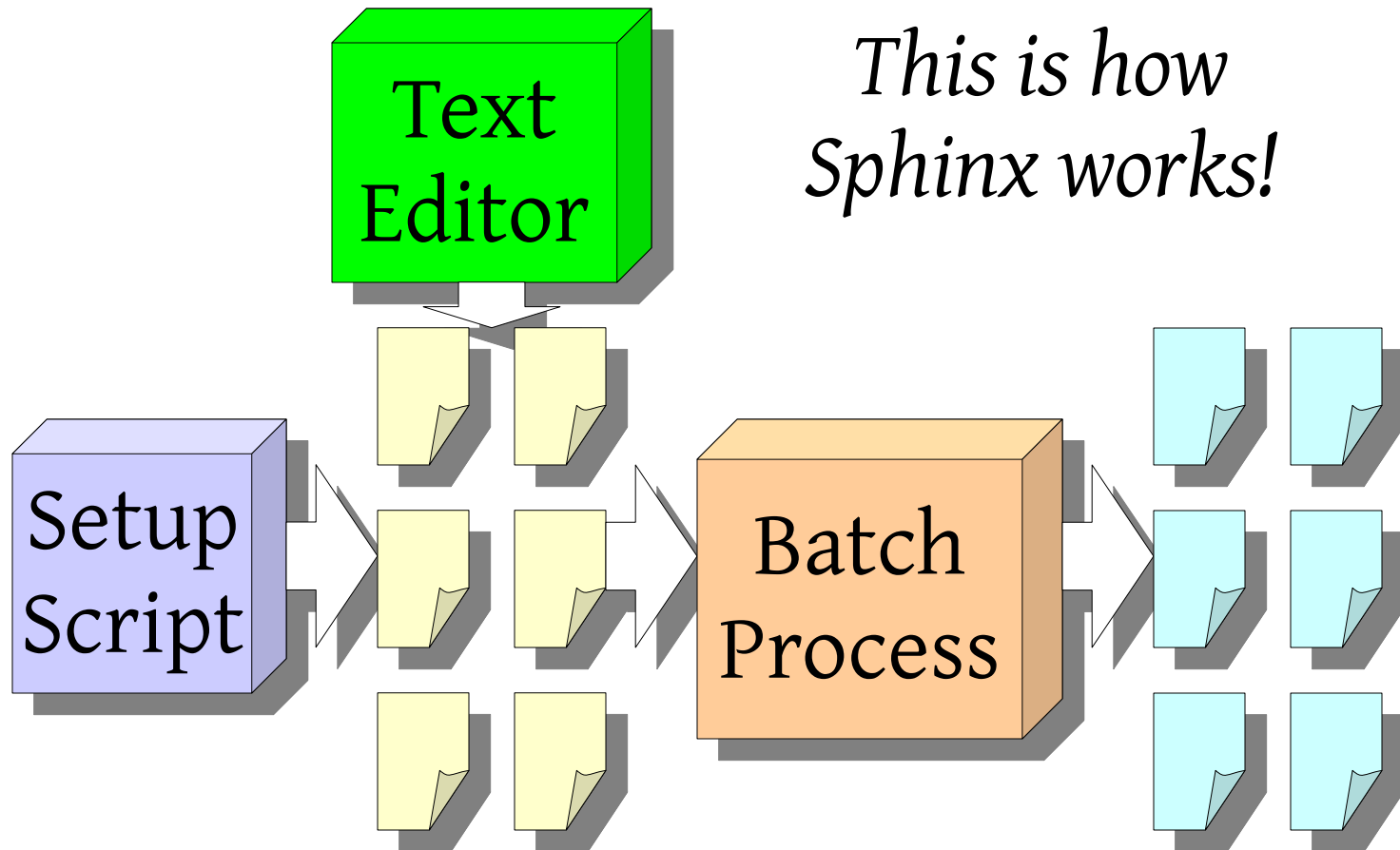
2. File processor



3. Framework



3. Framework



3. Framework

- Starts you off in working state

3. Framework

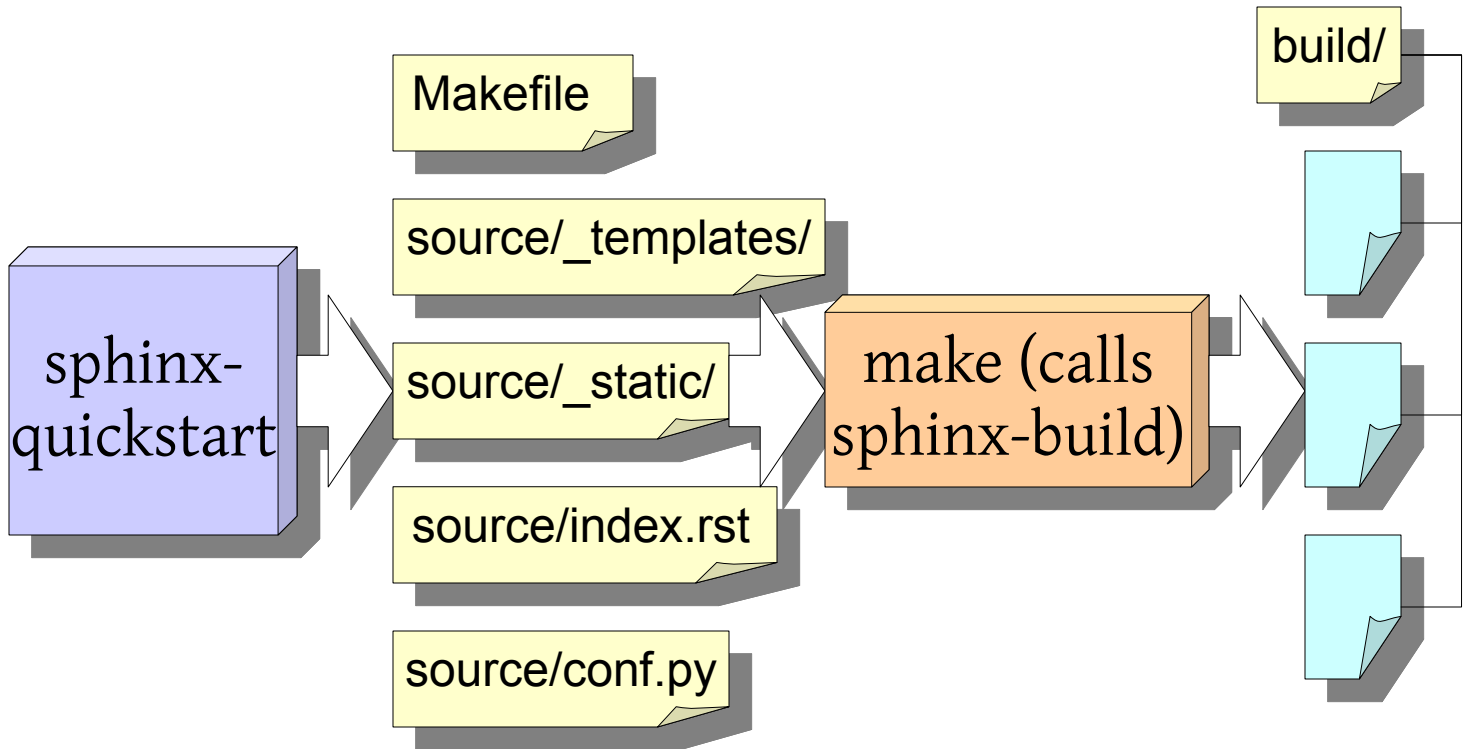
- Starts you off in working state
- “Sees” input files as a group

3. Framework

- Starts you off in working state
- “Sees” input files as a group
- Easy to version-control the “state” of your project since it's just text

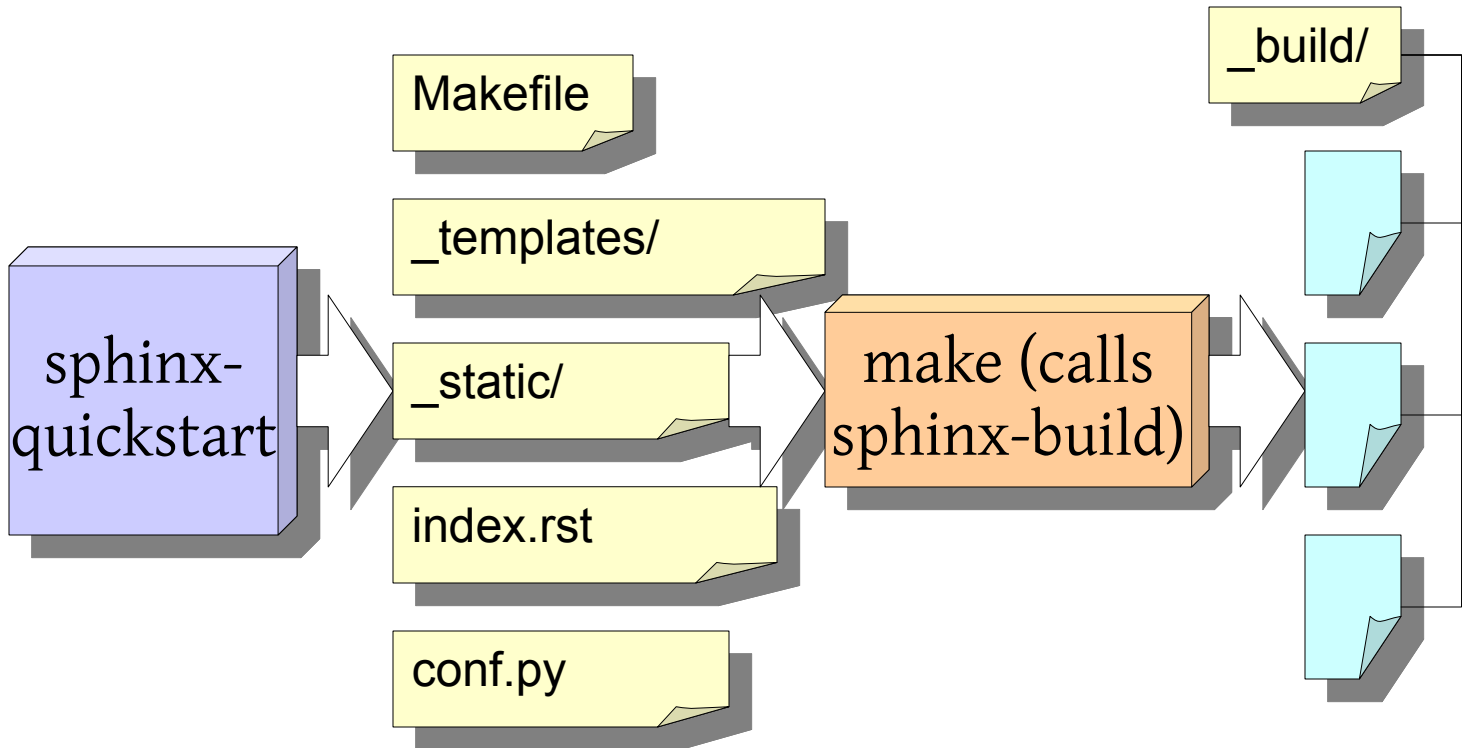
A Sphinx project layout

(with “separate source and build directories”)



A Sphinx project layout

(with combined directories – good for “project/doc/”)



Sphinx: Major features

- Elegant tables of contents

Sphinx: Major features

- Elegant tables of contents
- Supports cross-references

Sphinx: Major features

- Elegant tables of contents
- Supports cross-references
- Creates general index, module index, and JSON-powered search

Sphinx: Major features

- Elegant tables of contents
- Supports cross-references
- Creates general index, module index, and JSON-powered search
- Output: HTML tree, or LaTeX (thus pretty PDF and PostScript)

reStructuredText

PyEphem 1.0

This is the **best**
astronomy package
for Python, and...

PyEphem 1.0

This is the *best* astronomy
package for Python, and...

- Very popular in Python world

reStructuredText

PyEphem 1.0

This is the **best**
astronomy package
for Python, and...

PyEphem 1.0

This is the *best* astronomy
package for Python, and...

- Very popular in Python world
- Source just “looks like a text file”

reStructuredText

PyEphem 1.0

This is the **best**
astronomy package
for Python, and...

PyEphem 1.0

This is the *best* astronomy
package for Python, and...

- Very popular in Python world
- Source just “looks like a text file”
- In Sphinx, has extended features

So, what can Sphinx do?

So, what can Sphinx do?

Here are ten quick features.

- Supports all normal reST markup

```
This is a Title
```

```
-----
```

```
Besides italics,  
bold, and also  
hyperlinks, reST  
supports inline`  
code symbols as well  
as code blocks::
```

```
    print "Hello!"
```

```
.. hyperlinks:  
   http://foo.com/
```

This is a Title

Besides *italics*, **bold**, and
hyperlinks, reST supports
`inline` code symbols as
well as code blocks:

```
    print "Hello!"
```

- Pretty syntax highlighting

Sphinx uses Pygments to power its pretty syntax highlighting whenever you include source code::

```
import sys
a = 2
print "a =", a
```

Sphinx uses Pygments to power its pretty syntax highlighting whenever you include source code:

```
import sys
a = 2
print "a =", a
```

- Import code snippets from files

Instead of including source inline in your reST file, where it might be hard to edit or process, you can include all or part of another file.

```
.. literalinclude::  
    example.py  
    :linenos:  
    :lines: 1,7-8
```

Instead of including source inline in your reST file, where it might be hard to edit or process, you can include all or part of another file.

```
1. import os  
  
7. def square(x):  
8.     return x*x
```

• Table of contents lists sections

What follows is a table of contents generated from a shell wildcard.

```
.. toctree::  
   :glob:
```

```
intro  
chapter/*  
conclusion
```

What follows is a table of contents generated from a shell wildcard.

- Introduction
- Learning the system
 - How does it behave?
 - Configuration files
 - Running the command
- Taking it up a notch
 - The “notch” directive
 - Distributing packages
- Conclusion

- Does notes, warnings, versions

This function takes
two numbers as input.

.. note::

Please do **not**
supply negative
numbers.

It returns their sum.

.. versionadded:: 2.5

This function takes two
numbers as input.

Note

Please do *not* supply
negative numbers.

It returns their sum.

Added in version 2.5

- Cross-references (uses title)

tutorial.txt

Thanks to the code above, you can see that calling the function is good.

If you want more details about the arguments accepted by this function, simply consult `:ref:`how-call`` for more information.

reference.txt

```
.. _how-call:  
How to call foo()  
-----
```

One must always be careful when calling a subtle function whose powers are not only very great, but actually unknown. So,

• References to API documentation

tutorial.txt

Thanks to the code above, you can see that calling the function is good.

If you want more details about the arguments accepted by this function, simply consult `:func: `foo()``` more information.

objects.txt

Here are the many functions supported by this module.

.. function:: foo()

The function that is nearly the archetype for all functions in the programmer's own imagination, ...

- Creates index and module index

There are several ways that things make it into the index. Each module and each function goes there automatically. We can also create items explicitly with markup.

```
.. index::  
   single: Apt quote
```

Index

A

Apples

[Golden delicious](#)

[Granny smith](#)

[Varieties](#)

[Apt quote](#)

Apuleius

[Literature](#)

[Quoted by medievals](#)

- You can include other media

This is a Title

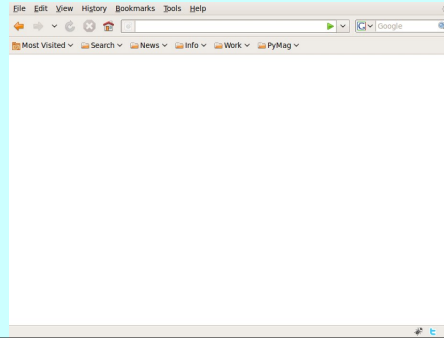
```
.. fig:: figbrowser
```

Here we see how
the browser looks
when it is first
opened.

```
.. img:: brow.jpg
```


This is a Title

Here we see how
the browser looks
when it is first
opened.



- You can create your own theme, and include inline HTML


This site is the PyEphem **home page**



Simply **scroll down** to find:

- Installation Guide
- Documentation
- Data Sources


Download PyEphem for Windows, Linux, or as source code, directly from the **Python Package Index**.



[PyPI PyEphem page](#)

- [Python 2.6 Windows installer](#)
- [Python 2.5 Windows installer](#)
- [Python 2.4 Windows installer](#)
- [Source code \(.tar.gz\)](#)

We use **Launchpad** to host our community support tools and our source code repository.



[LaunchPad PyEphem page](#)

- [Q&A Forum](#)
- [News Feed](#)
- [Bug Tracker](#)
- [Code Repository](#)

Welcome!

PyEphem provides scientific-grade astronomical computations for the [Python](#) programming language. Given a date and location on the Earth's surface, it can compute the positions of the Sun and Moon, of the planets and their moons, and of any asteroids, comets, or earth satellites whose orbital elements the user can

```
>>> import ephem

>>> mars = ephem.Mars()
>>> mars.compute()
>>> print mars.ra, mars.dec
6:05:56.34 23:23:40.0
>>> ephem.constellation(mars)
('Gem', 'Gemini')
```

Done

- With Sphinx, you can provide readable text file documentation that gets transformed into pretty documents for printing or viewing on the web.
- Questions?